

1
(one)

pink

Chocolate
Crunch

Fresh
berries

red

2
(two)

red

Waffles
with
raspberry
sauce

Starters

- Roasted tomato soup (v) £3.25
- Macaroni cheese with sweetcorn & tomatoes (v) £3.25

Mains

- Sausage meatballs in a chunky tomato sauce on a jewelled salad £5.25
- Our own fish fingers £5.25
- Buttermilk breaded chicken strips with Brian Turner's tomato ketchup £5.25
- Ham, egg and chips £5.25

All main courses are served with mash or chips and peas or baked beans

Desserts

- Fresh berries £3.75
- Chocolate crunch £3.75
- Waffles with raspberry sauce £3.75
- Ice creams (loads of flavours) £3.75

Turner's
British Family Food

Butlin's

Chocolate
Crunch

yellow

Ice cream
Loads of flavours

Ice cream
Loads of flavours

pink

red

3
(three)

yellow

Waffles with
raspberry
sauce

Ice cream
Loads of flavours

pink

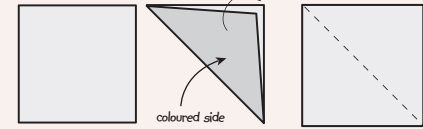
4
(four)

Choose your pudding

How to make a dessert fortune teller

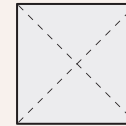
STEP 1

To start with you'll need a square piece of paper, you can create this by folding down the line and tearing it carefully. With the printed side down, fold in half to make a triangle. Then open it back into a square.



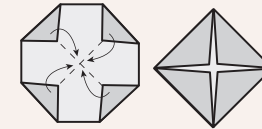
STEP 2

With the printed side down, fold the paper in half diagonally, a second time to make a new triangle. When you open the paper this time the fold should form an X.



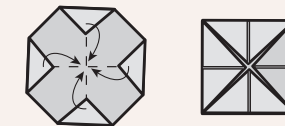
STEP 3

Fold all four corners toward the centre of the paper, so the points meet in the middle.



STEP 4

Once all the corners meet, flip the paper over so the folded side faces down. Again fold each of the corners back towards the centre so the points meet in the middle, now you should have a smaller square.



STEP 5

Now fold the square vertically and horizontally to loosen it up.



STEP 6

Open up the bottom of the paper fortune teller and push out the flaps. This is where you will put your fingers... Now you're ready to choose your pudding!

